

## Trends in national capacities to generate and utilize data: The case of Comprehensive African Agriculture Development Programme




Photo: Pexels/Monstera

**Authors:** Ethel Sibanda, Morgane Allaire- Rouse, Wellington Radu

**Contributors:** African Union: Simplice Nouala Fonkou (PhD), Lao Kenao, Agnes Obua-Ogwal, Panduleni Elago AVANTI: Abdulkareem Lawal (PhD), Riff Fullan (PhD), Kai Schrader (PhD).

# Contents

Abbreviations and acronyms	3
<b>EXECUTIVE SUMMARY</b>	<b>4</b>
<b>Background</b>	<b>4</b>
<b>Key Findings</b>	<b>5</b>
National engagement and country ownership	5
Coordination at national and regional levels	5
Data processing systems	5
Availability and targeting of funding	5
Data utilization, advocacy and communication	5
<b>Conclusion</b>	<b>6</b>
<b>Recommendations</b>	<b>7</b>
<b>1. INTRODUCTION</b>	<b>8</b>
1.1 Study background and purpose	8
1.2 Comprehensive African Agriculture Development Programme	9
The CAADP BR process	9
1.3 Methodology	10
Limitations	10
<b>2. FINDINGS</b>	<b>11</b>
2.1 Preliminary desk review findings	11
Reporting trajectory	11
Stakeholder mapping	14
2.2 Main Findings	15
National engagement and country ownership	15
Coordination at sectoral and regional levels	17
Data processing systems	18
Availability and targeting of funding	19
Data utilization, advocacy and communications	20
<b>3. CONCLUSIONS</b>	<b>22</b>
<b>4. RECOMMENDATIONS</b>	<b>23</b>

## Abbreviations and acronyms

AfDB	African Development Bank
AFAP	African Fertilizer and Agribusiness Partnership
AGRA	Alliance for Green Revolution in Africa
AP/APs	Action Plan/s
ASARECA	Association for Strengthening Agricultural Research in Eastern and Central Africa
AU	African Union
AUC	African Union Commission
AUDA-NEPAD	African Union Development Agency, New partnership for Africa's Development
BR	Biennial Review
CAADP	Comprehensive Africa Agriculture Development Programme
CAADP XP4	Comprehensive Africa Agriculture Development Programme, ex-Pillar IV
CCARDESA	Centre for Coordination of Agricultural Research and Development for Southern Africa
COMESA	Common Market for Eastern and Southern Africa
CORAF	West and Central African Council for Agricultural Research and Development
EAC	East African Community
ECCAS	Economic Community of Central African States
ECOWAS	Economic Community of West African States
EU	European Union
FAO	Food and Agriculture Organization
JSRs	Joint Sector Reviews
IFAD	International Fund for Agricultural Development
IFPRI	International Food Policy Research Institute
IGAD	Intergovernmental Authority on Development
KIIs	Key Informant Interviewees
M&E	Monitoring and Evaluation
NAIPs	National Agricultural Investment Plans
NSAs	Non-State Actors
NGOs	Non-Governmental Organisations
RECs	Regional Economic Communities
ReSAKSS	Regional Strategic Analysis and Knowledge Support System
SADC	Southern African Development Community
SDGs	Sustainable Development Goals
TWG	Technical Working Group
UMA	Arab Maghreb Union

# EXECUTIVE SUMMARY

## Background

The International Fund for Agricultural Development (IFAD) funded Advancing Knowledge for Agricultural Impact (AVANTI), from 2018 to 2022. The initiative supported the self-assessment of countries' monitoring and evaluation (M&E) systems and capacities in the agriculture and rural development sectors through "AG-Scans".<sup>1</sup>

A preliminary synthesis of the results across the AVANTI countries showed emerging trends in their national capacities to measure sustainable development goals (SDGs) related to agriculture and rural development, specifically in topics relating to resourcing, coordination, and the use of data to inform policymaking and decision-making. As such, we sought to investigate further and to generate learning to inform future work in these and other emerging recurrent topics; therefore, we conducted this study: Trends in national capacities to generate and utilize data (hereafter referred to as the Trends study). This study focused on the Comprehensive African Agriculture Development Programme (CAADP) biennial review (BR) reporting process.



<sup>1</sup> An AG-Scan is a facilitated process of self-assessment of governments' capacities for results-based management in agriculture and rural development.

# Key Findings

## National engagement and country ownership

Participation in the CAADP BR process has been improving over time; however, diminishing incentives to generate, collect and analyse BR data are threatening this upward trajectory. The top-down implementation of the BR process limits national engagement, buy-in and its relevance to national needs. A mapping of the actors involved in the BR process illustrated the disproportionate levels of investment and the focus of the players' attention at the regional and continental levels, which is high in comparison to the limited numbers at the national level. Evidence suggests that more buy-in and increased political will among the Heads of State and their ministers could lead to more direct investment in the CAADP BR processes. Furthermore, in response to the challenge regarding national-level ownership and engagement, all the regional economic communities (RECs) are already engaging in national-level advocacy initiatives to build awareness of the CAADP's BR process and are fostering peer-to-peer learning to facilitate onboarding, inclusivity and accountability.

## Coordination at national and regional levels

The CAADP's BR process provides limited coordination and collaboration both among and within public, private and civil society actors at national and regional levels. In part, this is due to inadequate communication of the overarching plan and strategy for the CAADP's BR process, which has been compounded by the complexity of the multi-stakeholder process and the absence of a clear onboarding procedure for stakeholders interested in participation. Where data clusters have been established and are functional, key stakeholders such as non-state actors (NSAs) collaborate and provide input into the CAADP's BR process.

## Data processing systems

Leveraging multiple existing data processing systems improves CAADP's BR indicator coverage. However, these data systems are not always aligned with the BR process, which compromises effective knowledge generation and use. International donors are playing an outsized role in influencing data systems, leading to inadequate levels of transparency and coordination, and suboptimal opportunities for knowledge-sharing.

## Availability and targeting of funding

There is inadequate direct funding for CAADP results and low reporting rates for CAADP-specific indicators, the data for which are not collected through other initiatives. The limited direct funding for CAADP processes from African Union (AU) Member States exacerbates the outsized influence of international donors in the CAADP BR processes. Limited financial resources were reported as the main barrier to timely data collection, analysis and validation at the national, regional and continental levels.

## Data utilization, advocacy and communication

The CAADP BR process appears to be more motivated by accountability-driven reporting rather than policymaking and decision-making. Raw data are not publicly available in an accessible format, resulting in an inadequate level of communication by actors outside of the AU and direct CAADP partners. In response to this, a technical working group (TWG) on communication and advocacy has been established to mainstream communication across all the Malabo Declaration<sup>2</sup> commitments. Key informants have recommended the translation of CAADP results into simple and user-friendly communication products, which consider the heterogeneity of stakeholders. Moreover, the African Union Commission (AUC) and the African Union Development Agency-New Partnership for Africa's Development (AUDA-NEPAD) are urged to consider developing guidelines and mechanisms for the dissemination of the BR results and to monitor the implementation of the recommendations at all levels, focusing the utility of knowledge products on decision-making and advocacy.

<sup>2</sup> [31247-doc-malabo\\_declaration\\_2014\\_11\\_26.pdf \(au.int\)](#)

# Conclusion

At face value, the challenges facing effective coordination and collaboration both among and within public, private and civil society actors at national and regional levels seem intractable. These challenges – inadequate levels of communication, the absence of a clear onboarding process, limited stakeholder participation and insufficient funding – are all significant. However, there are expeditious solutions and potential avenues that could generate significant improvements and opportunities. These include a clear advocacy strategy and advocacy initiatives, which build awareness of the CAADP process and clearly communicate the overall CAADP plan, and an onboarding procedure for potential stakeholders and contributors, such as the private sector. A shift towards a bottom-up approach, which is focused on providing evidence for local-level policymaking and decision-making, will enhance the buy-in and ownership of the Heads of State and the sector at large. This has the potential to attract untapped data sources and additional financial resources from other parties such as the private sector.

If the existing funding – from both state actors and NSAs – was better targeted, it would generate the potential for transformational results in data ownership, use and sustainability. At the country level, the existing efforts of agencies such as the United Nations and other international players – meagre though they may be, relative to demand – can also be better channelled to build capacities at national and sub-national levels. If these processes were better synchronized with the CAADP BR process, data generation would be better aligned to the national response and need, which would enhance evidence-based policymaking and decision-making and facilitate a move away from the dominance of accountability to utilization-driven reporting.



# Recommendations

## **National engagement and country ownership**

### **More buy-in from political leaders:**

Evidence suggests that buy-in and more political will from Heads of State and their Ministers could lead to more direct investment, and capacity building for the CAADP BR processes.

## **Data processing systems**

### **Alignment with BR data systems:**

National governments are encouraged to incorporate the BR data collection systems into their country M&E systems. This would enhance consistency of data collection within countries as well as reduce duplication of data collection. Donors are encouraged to better align with National Agriculture Investment Plans (NAIPs).

## **Availability and targeting of funding**

### **Countries to embrace domestication:**

It is recommended that countries embrace the domestication agenda more so as to create an automatic flow of funding support through national budget allocations.

## **Data utilization, advocacy and communications**

### **Countries to develop tailored mechanisms for communication:**

Countries need to augment AUC and AUDA-NEPAD's efforts to disseminate data by developing and strengthening context specific mechanisms for advocacy, dissemination and communication of the BR process and results at the national and sub-national levels.

## **Coordination at national and regional levels**

### **Peer-to-peer learning:**

AUC and AUDA-NEPAD could consider enhancing and encouraging regular peer-to-peer learning sessions for countries at the regional and continental levels. This would harness learning from countries that are faring better than others at various aspects of domestication and implementation.

# 1. Introduction

The International Fund for Agricultural Development (IFAD) funded Advancing Knowledge for Agricultural Impact (AVANTI) from 2018 to 2022. The initiative supported the self-assessment of countries' monitoring and evaluation (M&E) systems and capacities in the agriculture and rural development sectors through "AG-Scans". The AG-Scan is a structured, facilitated process, which enables government and other stakeholders to analyse the status of their capacities in results-based management (RBM) and to develop an action plan (AP) to close gaps and improve performance. The AG-Scan uses a sustainable development goals (SDGs) lens to aid in strengthening the measurement of results to demonstrate the impact of programming. The main objective is to understand the strengths and shortcomings of RBM, and to find solutions for achieving better RBM. The aim of this is to promote engagement in implementing concrete and resourced action plans (APs) to improve the agriculture and rural development sector's measurement, analysis, management and communication of the results of the SDGs. M&E is at the core of the RBM system; however, it also includes system components such as planning for results, learning from results, applying the learning, and creating an enabling environment for M&E. AVANTI has worked with the ministries that preside over agriculture and rural development, as well as other ministries that contribute to SDG 1: no poverty and SDG 2: zero hunger<sup>3</sup>.

AVANTI undertook AG-Scan self-assessments in thirteen countries: Bolivia, Burkina Faso, Cameroon, Ghana, Laos, Lesotho, Mozambique, Peru, Rwanda, Samoa, Sierra Leone, Tunisia and Viet Nam. The AG-Scan self-assessment explored five broad areas, referred to as pillars.

These include the following:

**Pillar 1:** Leadership; **Pillar 2:** Evaluation and Monitoring; **Pillar 3:** Accountability and Partnership; **Pillar 4:** Planning and Budgeting; and **Pillar 5:** Statistics.

Knowledge generation and knowledge-sharing within and among countries was a key component of the AVANTI global programme. It ranged from interactive knowledge-sharing sessions to the creation and dissemination of knowledge products based on the learning generated within the initiative. The scope of AVANTI's knowledge generation and learning stretched beyond the initiative to other related initiatives, including bespoke studies that were conducted to gain better insights into the issues arising within AVANTI.

## 1.1 Study background and purpose

### Study background

A preliminary synthesis of the results across the AVANTI countries showed emerging trends in their national capacities to measure the SDGs related to agriculture and rural development. In the AVANTI 2019 Annual Report<sup>4</sup>, we observed emerging trends around broad topics, including resourcing, coordination and the use of data to inform policymaking and decision-making. As such, we sought to investigate further and to generate learning to inform future work in these and other emerging recurrent topics. The main data sources included AVANTI's annual reports and primary data collection in selected AVANTI countries. The study was originally aimed at assessing trends in SDG capacities. However, due to feasibility and budgetary constraints, the scope of the study was instead focused on the Comprehensive African Agriculture Development Programme (CAADP) Biennial Review (BR) reporting process, which is complementary to SDG reporting. This study – Trends in national capacities to generate and utilize data: The case of Comprehensive African Agriculture Development Programme (hereafter referred to as the Trends study) – focused on the CAADP BR reporting process. This study is one of two bespoke studies commissioned by AVANTI. The other is [Barriers and Enablers to the uptake of AG- Scan Action Plans](#).

<sup>3</sup> [THE 17 GOALS | Sustainable Development \(un.org\)](#)

<sup>4</sup> An Internal report – not published externally.



## Study purpose

The purpose of the Trends study was to understand the trends in governments' capacities to generate and utilize CAADP data, and to share these lessons across the countries.

The specific purposes were as follows:

- a. To establish, through desk reviews, trends in African governments' RBM capacities to generate and utilize agricultural data at the aggregate level.
- b. To understand how to enhance data generation and utilization at the national and regional levels.
- c. To share lessons on how to enhance data collection and utilization among the sector actors, including public, private, academic and development players.

## 1.2 Comprehensive African Agriculture Development Programme

Established by the AU Assembly of Heads of State and Government in 2003, through the Maputo Declaration on Agriculture and Food Security, CAADP<sup>5</sup> focuses on improving food security and nutrition, and on increasing incomes in Africa. It aims to achieve this by raising agricultural productivity and increasing public investment in agriculture. Following a decade of implementing CAADP, in 2014, the AU Heads of State and Government, through the Malabo Declaration on Accelerated Agricultural Growth and Transformation for Shared Prosperity and Improved Livelihoods,<sup>6</sup> re-committed to providing effective leadership for the attainment of specific goals by the year 2025, including ending hunger, tripling intra-African trade in agricultural goods and services, enhancing the resilience of livelihoods and production systems and ensuring that agriculture contributes significantly to poverty reduction. This re-commitment was mainly necessitated by the realization that not all that is needed for agricultural growth to materialize takes place in the agriculture sector; therefore, they cast their view beyond this sector in the hope of more effectively addressing the obstacles that beset agricultural growth.<sup>7</sup>

### The CAADP BR process

This report presents an analysis of the challenges and opportunities facing the CAADP BR process – a major process in agricultural data generation, collection and utilization on the African continent.

In 2014, the AU's 55 Member States committed to ending hunger and halving poverty by 2025 under the CAADP. The CAADP is a continental policy framework, comprising seven agriculture transformation goals: the Malabo commitments. These seven commitments align with the United Nation's second SDG and Agenda 2063's<sup>8</sup> first aspiration: "a prosperous Africa based on inclusive growth and sustainable development."

The CAADP BR is a cyclic process, which is undertaken at the continental, regional and national levels, to review the progress towards the seven commitments and to identify the key challenges and opportunities for improvement. Every cycle of the CAADP BR includes a process of critical analysis, where stakeholders are invited to come together and share feedback on the previous cycle. This feedback informs the processes and engagement with the following cycles. AVANTI has collaborated with the AUC to ensure that this study's findings are incorporated in their feedback process.

The CAADP BR is a complex, multi-stakeholder process. The process requires the collection of numerous data points at the national level across the agricultural, health, trade and finance sectors. These data are collated by designated national CAADP focal points, who must contact or visit the relevant government ministries (e.g. agriculture, trade and finance) to source the data. The levels of communication and data-sharing, as well as the sensitization to the CAADP process among these ministries is highly country-dependent. Data are also pulled from various regional and continental data sources, including numerous United Nations databases (up to six), whose data collection processes are not necessarily aligned with the CAADP BR data collection processes.

---

<sup>5</sup> CAADP, accessible from <https://www.nepad.org/caadp/publication/au-2003-maputo-declaration-agriculture-and-food-security>

<sup>6</sup> Malabo Declaration, accessible from: <https://www.nepad.org/caadp/publication/malabo-declaration-accelerated-agricultural-growth>

<sup>7</sup> CAADP Guidelines: CAADP country implementation under the Malabo Declaration, April 2016, accessible from: [https://au.int/sites/default/files/documents/31251-doc-the\\_country\\_caadp\\_implementation\\_guide\\_-\\_version\\_d\\_05\\_apr.pdf](https://au.int/sites/default/files/documents/31251-doc-the_country_caadp_implementation_guide_-_version_d_05_apr.pdf)

<sup>8</sup> [Agenda 2063 | African Union \(au.int\)](#)

## 1.3 Methodology

The Trends study employed qualitative approaches to data collection and analysis, including secondary document reviews, direct observations through meeting attendance and primary data collection through key informant interviews. A preliminary secondary document review covered 31 key sources, such as previous BR reports and the minutes of technical working group (TWG) meetings. The information that was collated was triangulated with the preliminary trends observed across AVANTI initiatives. The desk-based inquiry led to a mapping of the key stakeholders involved in the CAADP BR process at national, regional and continental levels. See Figure 2, stakeholder mapping.

Furthermore, 26 regional coordinators (12 females and 14 males) in the CAADP BR process were interviewed from 2 to 10 August 2022, in Yaoundé, Cameroon. The interviews were conducted on the sidelines of the workshop on the critical analysis of the CAADP BR process, from 1 to 5 August 2022. They were also conducted during the technical coordination meeting between the representatives from the regional economic communities (RECs), the African Union Development Agency-New Partnership for Africa's Development (AUDA-NEPAD) and the AUC, from 8 to 10 August 2022. The interviewees represented all five of the African sub-regions: East Africa (ten), West Africa (six), Southern Africa (five), North Africa (three) and Central Africa (two). They included the CAADP focal points and representatives from the RECs, AUDA-NEPAD, AUC and non-state actors (NSAs) who are involved in generating, gathering, managing, validating and processing agricultural data for the CAADP BR process.

### Limitations

Although the KIIs were drawn from all five of the African sub-regions, they did not represent the views at the national level, because respondents were based in regional and continental entities. Moreover, the sample size was not large enough to allow for generalizable conclusions on the CAADP BR processes. To mitigate these challenges, the KIIs' views were analysed and triangulated with the existing literature and with the key messages that emerged from the series of review meetings that preceded and coincided with the data collection process, such as the critical analysis of the BR process and the RECs' coordination meetings, which were attended by the study team. Furthermore, to enhance the study's rigour, only the reports on findings and messages that were consistent among the KIIs, i.e. commonly recurring themes and messaging from multiple KIIs, which could also be substantiated through secondary sources and/or direct observation, were recorded.

## 2. Findings

### 2.1 Preliminary desk review findings

Since the publication of the first CAADP BR report, a small number of discussions and working papers that have looked at different aspects have been published. For example, Benin (2021)<sup>9</sup> analysed the policy drivers of the transformation using data from the CAADP BR on 46 indicators, from between 2014 and 2018. Benin (2020)<sup>10</sup> also assessed the trajectory of the benchmark and its implications for the efforts required for countries to remain or get on track towards achieving the goals and targets of the Malabo Declaration by 2025. Benin et al. (2020)<sup>11</sup> examined the effects of the activities conducted on the data reporting rate and the quality of the data reported in five selected African countries during the second round of the CAADP BR process. Following the publication of the first CAADP BR report, Benin et al. (2018)<sup>12</sup> analysed the relationship between the progress made in recommitting to the CAADP process and the progress made in meeting the other Malabo commitments. Benin (2018)<sup>13</sup> also used the panel data on 25 African countries from between 2001 and 2014 to estimate the impact of countries' implementation of CAADP on several development indicators, including governments' agricultural expenditure, official development assistance for agriculture, and agricultural land and labour productivity.

#### Reporting trajectory

**Participation in the CAADP BR process has been improving over time; however, diminishing incentives to generate, collect and analyse BR data threaten this upward trajectory.** In total, 51 out of 55 Member States submitted at least partial data sets in 2021, compared to 49 in 2019 and 47 in 2017. There was a >70 per cent reduction in indicators for which no data was submitted between the first and the second BR. In the aggregate, as of the third BR (2021), the continent was on track to meet its commitment to strengthen capacity for evidence-based planning, implementation and M&E by 2025. However, 25 out of 55 Member States either reported an indicator score of zero, or did not report at all for evidence-based planning, implementation and M&E.

This low reporting rate and score for evidence-based planning, implementation and M&E reflected the major challenges limiting the countries' national capacities and incentives to build and maintain the capacity to generate, collect and analyse agricultural data. Many of these challenges were identified in the review of poor data quality and reporting for the inaugural BR process, conducted by Matchaya et al. (2018)<sup>14</sup>. These challenges included the absence of a centralized agricultural database; limited awareness about the available data sources; inadequate capacities for data collection and transformation; inadequate data management; insufficient funding; a fear of political retribution for low indicator scores; the United Nation's agency data cycles being out of synchronization with the CAADP BR; and disparate data sources, of varying levels of quality. This chapter seeks to unpack what drives these and other challenges and to propose viable solutions to them.

<sup>9</sup> Benin, S. 2021. Policy Drivers of Africa's Agricultural Transformation: A CAADP Biennial Review Account. Accessible here: [https://papers.ssrn.com/sol3/papers.cfm?abstract\\_id=3978770](https://papers.ssrn.com/sol3/papers.cfm?abstract_id=3978770)

<sup>10</sup> Benin, S. 2020. The CAADP biennial review: why many countries are off track. ReSAKSS Issue Note 32. Accessible here: <https://ebrary.ifpri.org/utils/getfile/collection/p15738coll2/id/133721/filename/133930.pdf>

<sup>11</sup> Benin, S. et al. 2020. Improving data quality for the CAADP biennial review: A partnership initiative piloted in five countries. IFPRI Discussion Paper 1925. Accessible here: <https://ebrary.ifpri.org/utils/getfile/collection/p15738coll2/id/133715/filename/133927.pdf>

<sup>12</sup> Benin, S. et al. 2018. The CAADP inaugural Biennial Review and Africa Agricultural Transformation Scorecard: Results and areas for improvement. IFPRI Discussion Paper 1754. Accessible here: <https://ebrary.ifpri.org/utils/getfile/collection/p15738coll2/id/132801/filename/133012.pdf>

<sup>13</sup> Benin, S. 2018. From Maputo to Malabo: How Has CAADP Fared? ReSAKSS Working Paper 40. Accessible from: <https://www.resakss.org/sites/default/files/CAADP%20IMPACT%20PAPER-FROM%20MAPUTO%20TO%20MALABO.pdf>

<sup>14</sup> Cited in Benin, S. et al. 2020. Improving data quality for the CAADP biennial review: A partnership initiative piloted in five countries. IFPRI Discussion Paper 1925. Accessible here: <https://ebrary.ifpri.org/utils/getfile/collection/p15738coll2/id/133715/filename/133927.pdf>

Figure 1: Challenges for data processing.

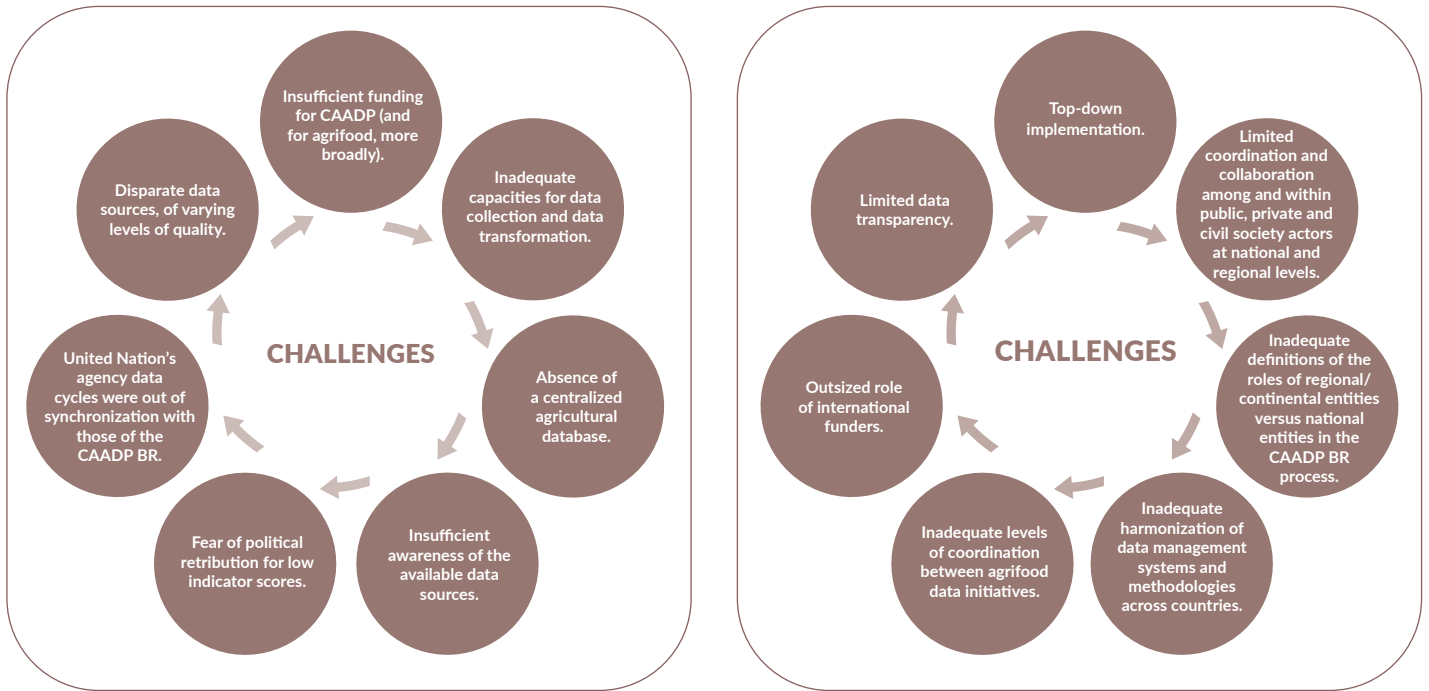


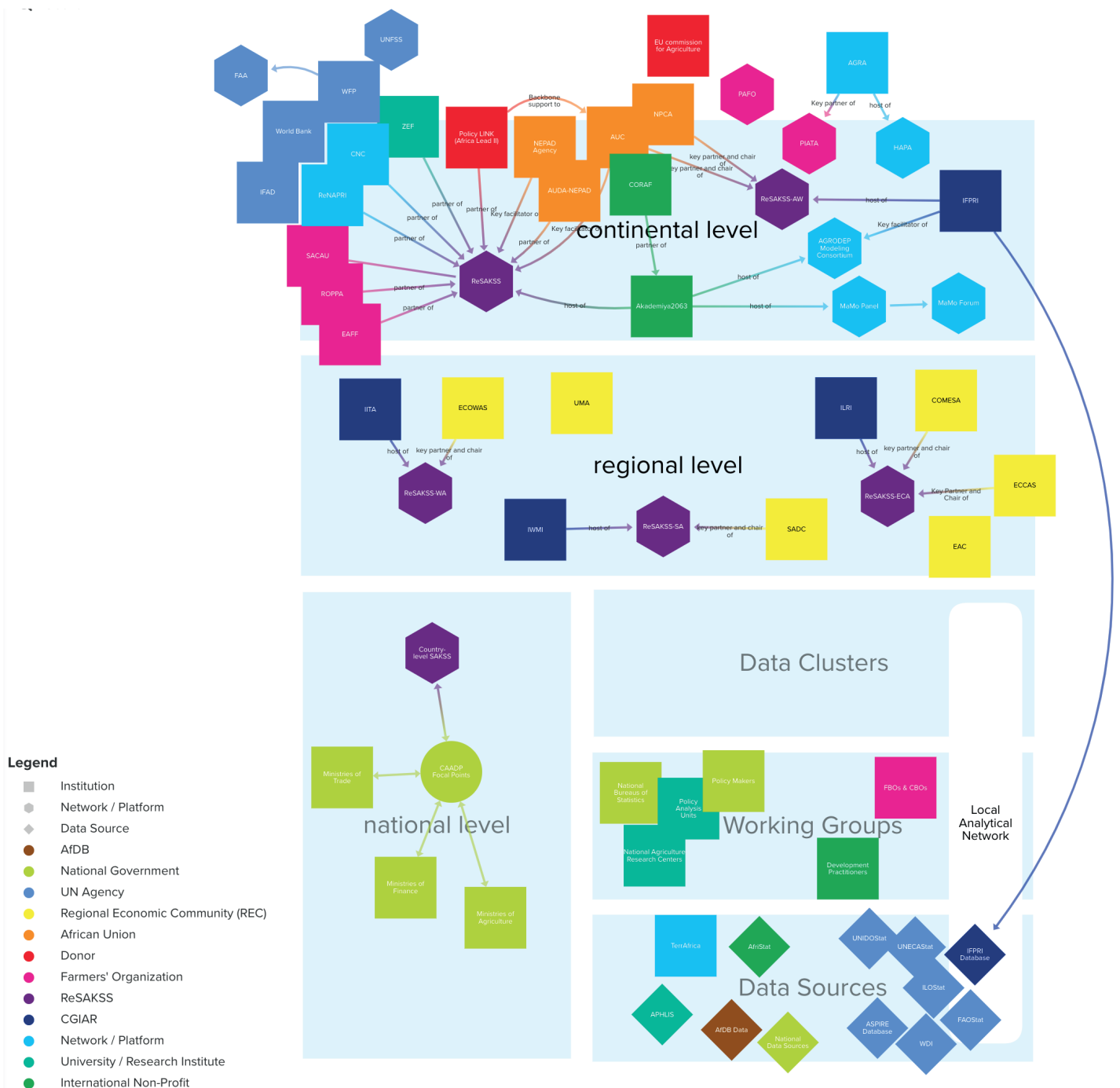
Figure 2: Opportunities for data processing.



## Stakeholder mapping

**Disproportionate levels of regional and continental investments compromise the quality of the national data and its utilization.** To fully understand the CAADP reporting process, the study team conducted a stakeholder mapping exercise. Figure 3 (below) summarizes some of the stakeholders who are involved at the various levels of reporting in the CAADP BR process. This figure illustrates the disproportionately high levels of investment and the focus of the actors' attention at the regional and continental levels, in comparison to the limited levels at the national level. The CAADP BR is only as powerful as the national-level data that it is built upon, and the way that these data are used to inform decisions and to adjust a state's trajectory. With this in mind, the national capacity and the incentives to generate, collect, analyse and use agricultural data for and from CAADP are central to the success of the whole process. For more detail on the implications of such an arrangement on data quality and data use see section 2.2.

Figure 3: Stakeholder Mapping<sup>15</sup>



<sup>15</sup> The original map can be accessed [here](#) and see list of acronyms and definition in annex (p23)

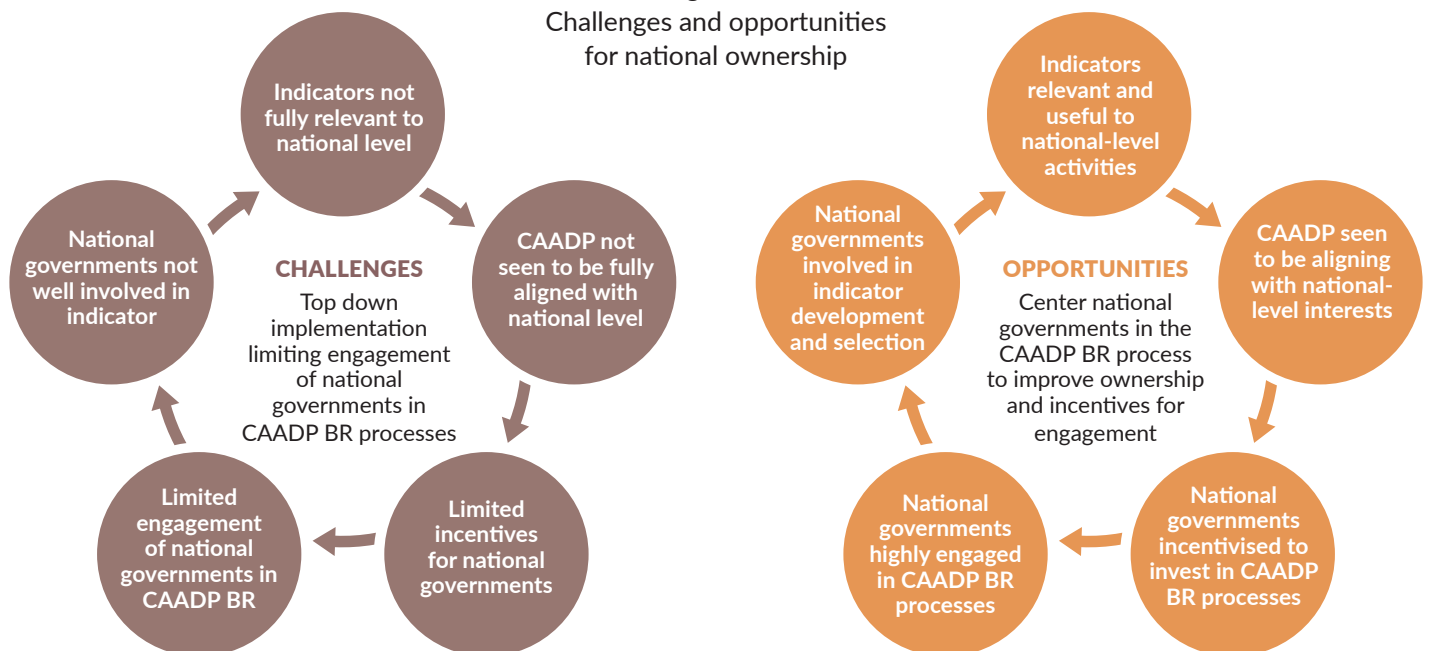
## 2.2 Main Findings

### National engagement and country ownership

**The top-down implementation of the BR process limits national engagement and buy-in, and its relevance to national needs.** The implementation of the CAADP BR is led at the continental level, by regional-level actors, before there is any engagement at the national level. Three KIIs identified a need for political engagement to advance the BR process at the country level. The interviewees detailed a negative reinforcing cycle, whereby national actors are not engaged in the development or selection of indicators; therefore, the indicators are less likely to be relevant or useful to national-level activities, which leads to a CAADP BR that does not serve national-level interests. Currently, the indicators are mainly developed and selected at the continental and REC levels. The opportunity here is to centre national governments in the CAADP BR process to improve their ownership and incentives for engagement. If this is achieved, CAADP will be better aligned to national-level interests, enhancing national governments' incentives to invest and engage in the process, including in indicator development and selection (see Figures 4-5: Challenges and opportunities for national ownership).

Figure 4:

Challenges and opportunities for national ownership



According to 15 KIIs, the top-down implementation of the CAADP BR limits national-level ownership of the process and exacerbates the low levels of buy-in from the Heads of State. One KII commented, ***“the biggest barrier in this [BR] process is lack of ownership. CAADP was introduced at the AU level, but countries did not own it. For the process to be successful, ownership should be at the national level, first having the head of state fully involved and all commitments should be institutionalized, as is the case with Rwanda.”***

Another KII commented, ***“the CAADP programme lacks committed leadership and, as a result, those in the CAADP system think that agriculture is important, and they should promote it, but this does not seem to be the case at the level of the AU summit.”***

KIIs argued that the CAADP is not seen to be aligning with national level interests, since the performance indicators in the CAADP BR are currently developed and selected mainly at the continental and REC levels. This disincentivises national governments to invest in the CAADP BR processes, which results in limited ownership and engagement from national governments in these processes. One KII commented, ***“the biggest challenge is the appropriation of the BR. If countries owned the process, they would integrate it and use the recommendations to inform future strategies.”***



**The buy-in and political will of the Heads of State and their ministers could lead to more direct investments and capacity building for the CAADP BR process.**

Ten KII highlighted the need for political engagement to advance the BR process at the country level. One KII commented, *“political commitment should be encouraged by bringing high level executives to understand the CAADP process.”* Another seven KIIs also echoed this, adding how insufficient political will directly affects data generation and usage, *“there is lack of political will, which makes it difficult to track data. For example, most focal points are appointed by ministers, and they are accountable to them, which is a limiting factor.”*

KIIs observed how performance indicator reporting rates are higher in countries where Heads of State are highly committed to CAADP. Given the complex nature of the CAADP BR process, the CAADP focal points find it easier to collect data if all the relevant ministries are aware of the process. This is especially true if the CAADP BR reporting process is incorporated into their own M&E processes, as they can be more effectively engaged in the data collection and the reporting process, enabling more accurate and timely data to be reported and used to inform decision-making. The data are collated by designated national CAADP focal points, who must contact or visit the relevant government ministries (e.g. agriculture, trade and finance) to source data. The level of communication and data sharing and sensitization to the CAADP process among these ministries is highly country-dependent.

Rwanda serves as a good example of ownership and accountability. One KII noted the following:

*“Rwanda is always number one because there is an accountability requirement from the Head of State, which makes people do what they are required to do. When the Rwandan president receives the BR report at the AU summit, he does not rejoice that his country is first on the score board but examines the report in detail to see which indicators Rwanda did not do well. Once that is done, he immediately calls the authorities responsible for answers, which pushes them to be more committed. That is what we need.”*

The assumption here is that if the countries have full ownership over the CAADP BR process, they will integrate it into their systems and use the recommendations to inform policymaking and decision-making. The other assumption is that the more political support CAADP has at the national level, the more resources countries will allocate to it. To illustrate this, Rwanda has demonstrated its political commitment by ensuring that its CAADP compact<sup>16</sup> was signed in the presence of the Head of State and all the partners, including the donors. Furthermore, each year, the head of state signs performance contracts, which hold ministers to account for its implementation. This ensures that there are mechanisms to see the process through.

**In response to the challenges of national-level ownership and engagement, the RECs are already engaging in national-level advocacy initiatives to build awareness of the CAADP process, and they are fostering peer-to-peer learning to facilitate onboarding, inclusivity and accountability.**

For example, the Economic Community of West African States (ECOWAS) is involving parliamentarians in its advocacy initiatives. Arguably, parliamentarians influence decision-making and, if sensitized on the process, they could potentially hold governments to account. However, there are positives regarding ownership and strong regional coordination, as demonstrated by countries that have been reporting on all the CAADP indicators, including Kenya, Morocco, Rwanda and other countries in ECOWAS. Other countries can learn from these countries' experiences and capture good practices in data generation and utilization. The buy-in and political will of the Heads of State and their ministers could lead to more direct investment in and capacity building for CAADP BR processes.

---

<sup>16</sup> CAADP compact provides priorities for implementation based on national development strategies. To date, 44 African countries have signed the CAADP compact to allocate 10 per cent of their national budgets to agriculture, and 39 countries have formulated national agriculture and food security investment plans. Accessible from: <https://www.nepad.org/caadp/overview>

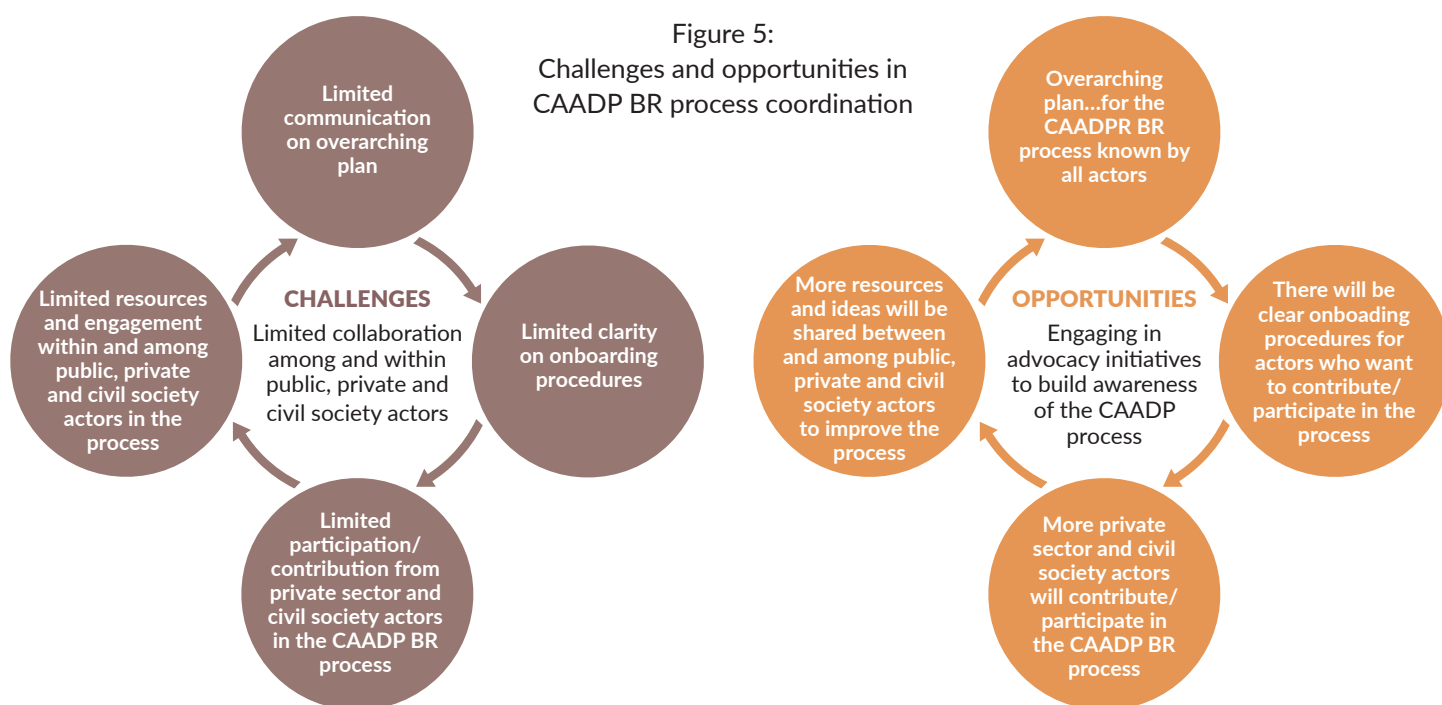
## Coordination at sectoral and regional levels

**The CAADP BR process provides limited coordination and collaboration both among and within public, private and civil society actors, at both national and regional levels.** As illustrated in Figure 4 (Challenges for national ownership), this is partially due to the inadequate communication of the overarching plan and strategy for the CAADP BR process, which is compounded by the complexity of the multi-stakeholder process and the absence of a clear onboarding procedure for stakeholders potentially interested in participation. As a result, the participation of the potential stakeholders, who may hold data that are useful to the BR process or untapped resources, is either compromised or inhibited. That said, there are several opportunities to leverage, including engagement in advocacy initiatives, which build awareness of the CAADP process and clearly communicating the overall CAADP plan and onboarding procedure to potential stakeholders and contributors. Such an approach is likely to enhance stakeholder participation, attracting more resources and a greater variety and quality of data. As one KII observed, *“fertilizer companies collect good-quality data, but no one knows about it...this is shocking because a lot of funding goes to development partners for data collection... bringing together the private sector, development partners and government to validate data can also improve data quality.*

A good example of this is the TWG on fertilizer, which is led by the African Fertilizer and Agribusiness Partnership (AFAP). The AFAP collects and validates trade statistics and ensures that fertilizer data are amalgamated, thus breaking the tradition of working in silos.

Figure 5:

Challenges and opportunities in CAADP BR process coordination



**Where data clusters have been established and are functional, key stakeholders collaborate and provide input into the CAADP BR process.** For collaboration to be fully realized, all stakeholders, including the private sector and all the other NSAs, must work together with governments. Specifically, the national CAADP focal points need to work with all stakeholders for the advancement of the process. This means involving all the actors throughout the CAADP BR cycles. As one KII commented, *“collaboration is deliberate, it is not an assumption.... NSAs must not only organize themselves into national and regional coalitions, but these coalitions must be recognised by national governments and regional organizations and be supported, not just financially but morally, and must be inclusive.”*

A good case to consider is Rwanda, where the ministries that have a stake in the CAADP process have a CAADP budget line. Their joint sector reviews (JSRs) are chaired by the private sector, with the Ministry of Finance co-chairing and the Ministry of Agriculture acting as the secretariat. This model was reported as effective, as it also involved functional accountability procedures such as regular updates and review meetings with the relevant government ministers. Another important consideration is that, in countries

where agricultural data are collected by the ministries of agriculture, linkages must be created with the national bureaus of statistics through coordination and the promotion of good practice. The KIIs observed that this only works if the CAADP process is institutionalized, with clear road maps, APs, roles and responsibilities to facilitate collaboration with the right people, at the right time.

## Data processing systems

**Leveraging multiple existing data processing systems improves CAADP BR indicator coverage.** The multiplicity of data sources – including household income and expenditure surveys; demographic and health surveys; living standards measurement studies; integrated agricultural surveys; vulnerability assessment surveys; and agricultural sample surveys – enables the collation of data across many CAADP indicators. A good example of this can be seen through the household income and expenditure surveys, which produce information on the expenditure, income and living conditions of households. They provide the data required to assess trends in economic wellbeing and to determine and update the basket of consumer goods and services, and the weights used for the calculation of the Consumer Price Index. They are also used to measure poverty, inequality and social exclusion. Alternatively, agricultural sample surveys cover activities on commercial farms. They document the status of the agricultural industry and its market needs, and farmers use the results from these surveys to position themselves relative to the industry.

In addition to these United Nations-led systems, regional and international organizations also collect data using their own systems. For example, the African Development Bank (AfDB), the International Maize and Wheat Improvement Center (CIMMYT) and the World Resources Institute collect national data on animal genetic resources, production, internal and external research, and health and malnutrition. All the national, regional and international data systems enable data collection for the CAADP BR through the ministries of agriculture and other relevant entities, including the bureaus of statistics.

**However, these data collection processes are not necessarily synchronized with the CAADP BR, meaning that data generation is neither aligned to the national response and need, nor generated in time to inform decision-making.** Despite the relevance of data generated to CAADP BR reporting, there are challenges in identifying and collating data in an efficient and consistent manner. Compounding these problems, are issues to do with data quality across the disparate data management systems. One KII reported the following:

*“The major challenge concerning data is that there is no common, agreed set of information needs in data collection. Even when the common needs exist, it is neither structured nor aligned to the information needs of key stakeholders like [the] AU and the United Nation’s SDGs. So, the persons who are responsible for collecting the data are paralysed by the information requests from various stakeholders, which leads to the question of data quality.”*

To deal with these challenges, the KIIs have urged countries to work towards integrating their systems for data generation and collection. Specifically, countries need to consider how to integrate the CAADP data requirements into existing data collection systems (where possible) and to build the capacity of country teams to collect and process data throughout its value chain, including coordination and collaboration with related sectors outside of agriculture and rural development. The KIIs postulated that this could be achieved, in part, by cultivating political will, for example, by ensuring that policymakers see the value added to the BR process through the generation of data for decision-making. The KIIs also called for technological investments in information management systems for data collection through reporting. They proposed the use of complementary technologies – such as remote sensing, for example, on land use and crop coverage at national and regional levels – which, though expensive, are efficient and help to reduce the cost of collecting data in the long term.

Other KIIs suggested the development of inclusive and solid end-to-end data management systems, which cover data generation, collection, validation, processing and dissemination. Such suggestions were in the context of countries such as Liberia, which does not have end-to-end systems that cover the processes from generation to dissemination. However, efforts towards these processes were reported in Zimbabwe, DRC and Rwanda, in which the information needs of the key partners have been

assessed systematically and questionnaires have been designed to cater for all the data requirements necessary to address the Malabo Declaration information needs.

**International donors are playing an outsized role in influencing data systems, which is leading to insufficient transparency and coordination, and suboptimal opportunities for knowledge-sharing.**

There are multiple continental agrifood data processes being promoted by different coalitions of agencies. For example, the AfDB and the Food and Agriculture Organization (FAO) of the United Nations have both implemented their own agricultural data collection and analysis systems in Africa. Similarly, the World Bank and IFAD have their own data collection and analysis initiatives. This is causing a duplication of data collection across indicators and uncoordinated data analysis and use. It is also undermining the role of national governments and creating misalignment between national and continental agricultural strategies. Furthermore, the short-term, project-based funding that is provided by international actors is not suitable for the cyclic nature of the CAADP BR infrastructure and processes. This is a major challenge to achieving effective data collection, analysis and use, because short-term funding does not support the long-term monitoring required for high-quality data management. For more on the availability and targeting of funding, please see below.

This lack of continuity and information-sharing among the projects that are funded by international actors at the national level limits the opportunities for learning across the continent. One KII observed that institutions supporting CAADP are weakened by drip-feed funding, which is spread across institutions and not strategically allocated. For example, another KII indicated that since 2016, the following has been the case:

*“The AUC and AUDA-NEPAD mandated [the International Food Policy Research Institute] (IFPRI) to provide RECs and Member States with technical support to assess [national agricultural investment plans] (NAIPs), and for the new generation of NAIPs... a strategy was developed, and validation was in progress under GIZ funding [but], suddenly, the process stopped due to lack of funding.... FAO is also working on a similar strategy [to] that of IFPRI, but coordination is lacking.”*

## Availability and targeting of funding

**Inadequate direct funding for CAADP results in low reporting rates for CAADP-specific indicators, for which data are not collected through other initiatives.** Sixteen KIIs highlighted the insufficient funding for CAADP processes as a key challenge in data generation and use. CAADP processes remain largely driven by donors, with limited support from Member States, the private sector or civil society. It relies on large organizations, such as the AU, and the support of institutions such as the Alliance for Green Revolution in Africa (AGRA) to implement its initiatives. This inadequate investment translates to inadequate ownership and gaps in the monitoring of CAADP-specific indicator data by Member States. As highlighted in section 2.1, there are low reporting rates for indicators, for which data are not already collected and collated by other initiatives, such as the Agricultural Integrated Surveys Programme (AGRISurvey) and the World Bank’s Living Standards Measurement Survey - Integrated Surveys on Agriculture (LSMS-ISA). Even with the improvements between the first and second BR, these CAADP-specific indicators have remained significant data gaps in the third BR. Furthermore, the national and regional CAADP focal points are rarely funded for full-time positions. These individuals are, therefore, taking on multiple roles, which affects their ability to fully engage in the CAADP BR process.

High-quality agricultural data can be used to advocate for governments’ strategic long-term investment in agriculture; however, in many countries, partial or nonexistence of NAIPs is inhibiting the potential to advocate for funding for data collection. There are notable efforts including IFPRI’s provision of technical support for the development of next-generation NAIPs in approximately 30 African countries with the support of the AUC and AUDA-NEPAD. However, 10 KIIs indicated that some countries had not embraced the concept of NAIPs. For example, one KII observed that countries in the Arab Maghreb Union (UMA) were not aware of either NAIPs or regional agriculture investment plans, but that UMA are raising awareness in this regard. Another KII commented, **“the NAIP process is not understood at the national level, they have no evidence base or priorities, they cannot negotiate for funds within the medium-term expenditure plan.”** Where they are not available, KIIs also called for countries to develop NAIPs, as

they are the basis on which countries negotiate for funding and can determine their progress towards the Malabo Declaration commitments.

**The limited direct funding for CAADP processes from AU Member States exacerbates the outsized influence of international donors in the CAADP BR processes.** Sixteen KIIs highlighted that AU Member States rely heavily on international donors to support CAADP initiatives, which inadvertently leads to international donor interests shaping the CAADP processes. This is unsurprising, given that since the CAADP's inception, only one AU Member State (Rwanda) has been able to allocate 10 per cent of its budget to agriculture – a target outlined in the Malabo Declaration. Consequently, international donors are playing an outsized role in influencing initiatives, which is leading to an insufficient level of transparency and coordination in all the efforts due to competing priorities.

In addition, the focus of donors and investors on data innovation is reported to be overshadowing effective data collection and creating “data graveyards”<sup>17</sup>, which are either inaccessible to stakeholders or simply do not meet domestic policymakers’ needs. A good example that was identified is the CAADP ex-Pillar IV (CAADP XP4),<sup>18</sup> a four-year (2019-2023) CAADP project, linking research and innovation with development initiatives to boost agricultural transformation and food systems, to make them more resilient to climate change. The CAADP XP4 is an important project. However, the fact that it is not integrated into the CAADP BR process points to the drawbacks created by the aforementioned focus of donors and investors. As one KII observed, *“the CAADP XP4 is a pillar of CAADP that is financed by the [European Union] (EU) and is, thus, accountable to [the] EU, which [would] not be the case if the financing of the CAADP XP4 had gone through the AUC to ensure [the] accountability of the programme to the AUC.”* As a result, the lessons from this important initiative are yet to be integrated into the CAADP BR process, if at all.

In general, the KIIs observed how short-term, project-based funding by international donors is not suitable for the long-term and cyclical nature of the CAADP BR infrastructure and processes. Furthermore, the inadequate levels of continuity and information-sharing among the national-level projects that are funded by international donors limits the opportunities for learning across the continent.

**Having limited financial resources was reported as the main barrier to timely data collection, analysis and validation at the national, regional and continental levels.** Over 30 KII cited limited financial resources as a major challenge for the BR process at every level. One KII asked rhetorically, *“instead of waiting for external funding, why can't countries mobilize domestic funds to run the process?”* Others implored the leaders of the AUC to take measures to ensure that funding to support Africa must go through a programme that has been well-drafted and coordinated by the AU. In addition, they called for financial support for initiatives that will strengthen the knowledge; analytical skills; and the monitoring and tracking of the capacity of smallholder farmers, farmers’ organizations, NSAs and other citizen’s groups, to engage in the implementation and monitoring of the Malabo Declaration.

## Data utilization, advocacy and communications

**The CAADP BR process appears to be more motivated by accountability-driven reporting than policymaking and decision-making.** The prevailing practice has been that the release of the BR report marked the end of one cycle and the beginning of another. However, very little has been undertaken to take the lessons from the report to the next level: awareness-raising and attitude and behaviour-change. As already established in section 2.2 on finance, countries do not have enough financial resources to implement the CAADP initiatives, let alone the funds to raise awareness. As one KII commented, *“what is missing in the CAADP process is bringing people and governments together [in] dialogue, creat[ing] awareness and populariz[ing] the results.”* Another KII observed, *“communication is poor because it is not a priority”*. They further argued, *“when the [BR] report is finalized, it is only released at the AU summit, where it is shared with the Heads of State, RECs and Member States, and no one seems to look at what happens after that.”* However, having realized the communication challenge in the BR

---

<sup>17</sup> “Data graveyards” refers to huge amounts of unprocessed data, which are not disseminated.

<sup>18</sup> See CAADP XP4, accessible from: <https://europa.eu/capacity4dev/file/105769/download?token=qPf4GmUs>. See also <https://www.ccardesa.org/comprehensive-africa-agriculture-development-programme-ex-pillar-4-caadp-xp4> and <https://www.asareca.org/page/caadp-xp4-project>



process, a TWG on communication and advocacy was established to mainstream communication across all the Malabo Declaration commitments.

**The CAADP BR raw data are not publicly available in an accessible format, which results in an insufficient level of communication by actors outside of the AU and by direct CAADP partners.** Where indicator-level data are available, they can only be found in PDF format, on the final pages of the BR report. It takes time to convert these data to a spreadsheet format for analysis. This means that the data are not easily accessible to the general public or other stakeholders, making it difficult for them to engage meaningfully with the data and, thus, to use them to inform decision-making or advocacy. This insufficient transparency and access to the raw data may in part be a reaction to some Member States' concerns regarding public scrutiny or criticism if certain indicators have not been met. Additionally, the current communication toolkits for the BR reports display data at an aggregated level, only allowing users to explore down to the Malabo Commitment category, which is one level above the indicator level. This limits their ability to fully understand and analyse the data.

In acknowledgment of these challenges in communication, a TWG on communication and advocacy was established. As a result, advocacy and communication were mainstreamed across all the Malabo commitments. However, going forward, it is still necessary to develop and implement clear advocacy and communication plans, with implementable activities at all levels for BR promotion. Several KIIs noted how awareness-raising could start with the analysis of the BR results and presentations to countries, starting with the Heads of State, and highlighting their score cards.

**The translation of CAADP results into simple and user-friendly communication products must consider the heterogeneity of stakeholders.** There is a small number of NSAs raising awareness about the BR report by ensuring that it is accessible to farmers and by using its findings to engage governments. Therefore, almost all of the KIIs called for more distillation, interpretation and popularization of the results, and for lobbying to ensure the implementation of the report's recommendations. This could be achieved through identifying the various roles of the different players in the ecosystem and by explaining to them why CAADP should matter to them. For example, data collectors must know why they collect data – e.g. what they will be used for and why this matters. Informed by the target audiences' needs, various communication products and outputs could be produced and distributed through the appropriate platforms across mainstream and social media channels.

Through the establishment of the CAADP Media Network, the AUC and AUDA-NEPAD are also facilitating the advocacy of the CAADP process. However, there remains room for stronger messaging and alignment between the BR process and Agenda 2063, as one KII reported, *“it appears the AUC is focusing on the BR process and the release of the results, and AUDA-NEPAD is focusing on Agenda 2063.”* This suggests that, even though efforts are being made at the continental, regional and national levels to build awareness, it will take considerably more effort to ensure that the people involved in the process understand how CAADP fits into Agenda 2063.

**The AUC and AUDA-NEPAD could do more to enhance the dissemination of the BR results and monitor the implementation of the recommendations at all levels.** KIIs reported how media practitioners at the national level often find it difficult to raise awareness about CAADP if they are not fully aware of the process; from preparation to data gathering, processing, validation, analysis and dissemination. Some KIIs proposed that, as the custodians of the CAADP BR process, the AUC and AUDA-NEPAD could consider developing guiding principles for the dissemination and utilization of the BR report, post publication. They could also define parameters upon which dissemination and utilization can be measured across all levels. This could include coordination of the production of APs with specific activities or standard guidelines for what needs to be undertaken at continental, regional and national levels to disseminate the BR results. They further emphasized the need for the process to be inclusive, engaging all relevant stakeholders to ensure ownership of the APs. Another KIIs proposed that when the BR report is released, the RECs could go to Member States and work with in-country experts to identify recommendations that could be integrated into country strategies to encourage implementation. Such initiatives could also serve as opportunities to review the BR and to update the indicators where necessary. This is because, according to KIIs, in its current form, the level of analysis in the BR report is sufficient for effective awareness-raising.



**The greatest impact regarding advocacy and communication will require the movement from data to information and knowledge products for decision-making.** This requires taking the BR analysis to a level at which meaning is ascribed to the data and at which solutions are provided for the challenges identified.

All the stakeholders identified in the stakeholder map have an advocacy and communication role to play within and across the sectors. Some RECs, Member States and NSAs are already playing their part. For example, ECOWAS established and launched a CAADP NSA group in June 2022 to increase awareness of CAADP. In select countries, some NSAs have simplified the BR report, ensuring that it is accessible to farmers, who could then use the information generated to engage their government. Such groups interpret the results and use them to advocate and lobby for the implementation of the reports' recommendations. There are pockets of success in interpreting and utilizing CAADP results that can be shared more widely between Member States.

### 3. Conclusions

**At face value, the challenges to effective coordination and collaboration among and within public, private and civil society actors at national and regional levels seem intractable, yet there are potential avenues to significant improvements.** Existing challenges include insufficient communication and guidance on dissemination, limited clarity regarding onboarding processes, limited stakeholder participation and inadequate funding. However, there are expedient solutions to these problems and potential avenues to significant improvements and opportunities. These include a clear advocacy strategy and advocacy initiatives, which will build an awareness of the CAADP process and clearly communicate the overall CAADP plan and onboarding procedure to potential stakeholders and contributors, such as the private sector. This will enhance the participation of potential stakeholders, who may hold data that are useful to the BR process. Redesigning the BR process so that the end users are the starting point and engaging a bottom-up approach will enhance the buy-in of Heads of State, government ministries and the sector at large. It is unsurprising that private sector and country-level buy-in is low when the overall approach is top-down and does not necessarily respond to the needs of the parties who are in most need of the data.

**Targeting funding towards building capacity at national and sub-national levels has the potential to produce transformative results.** If the existing funding – from both state actors and NSAs – was better targeted, it would generate the potential for transformational results in data ownership, use and sustainability. The current setup, which centres planning and decision-making at the regional and continental level, compromises the buy-in from Heads of State, potential funders and collaborators at the country level. Unfortunately, this trend has also been observed among NSAs/donors, where more actors are funded at the regional level, relative to the country level, which is exacerbating the situation. At the country level, existing efforts by agencies such as the United Nations and other international players – meagre though they may be, relative to demand – can be better channelled to build capacities at national and sub-national levels. If these processes were better synchronized with the CAADP BR process, data generation would be more sustainable and better aligned to the national response and needs, which would enhance evidence-based policy and decision-making, moving the process away from the dominance of accountability-driven reporting. Further, donor efforts, regardless of duration, could better serve national governments and sector players, more broadly.

## 4. Recommendations

### National engagement and country ownership

#### **More buy-in from political leaders:**

Evidence suggests that buy-in and more political will from Heads of State and their Ministers could lead to more direct investment, and capacity building for the CAADP BR processes. So much has been done at the technical level; however, there remains a gap, to motivate for engagements at the director and ministerial level within Ministries of Agriculture, as well as Ministers of Finance.

### Data processing systems

#### **Alignment with BR data systems:**

National governments are encouraged to incorporate the BR data collection systems into their country M&E systems. This would enhance consistency of data collection within countries as well as reduce duplication of data collection. Another way to enhance alignment is for governments to insist that donors align their support with the national agriculture investment plans / strategies. These efforts are predicted to alleviate the funding burden of the BR process.

### Availability and targeting of funding

#### **Countries to embrace domestication<sup>19</sup>**

It is recommended that countries embrace the domestication agenda more so as to create an automatic flow of funding support through national budget allocations. This is already happening in different countries, but still at a low scale, and varies from country to country.

### Data utilization, advocacy, and communications

#### **Countries to develop tailored mechanisms for communication:**

The main level at which BR results need to be disseminated is at the country level. At the central level AUC and AUDA-NEPAD are already making efforts to disseminate data, although they could play a more central role of developing guidelines for knowledge dissemination. Countries need to augment these efforts by developing and strengthening context specific mechanisms for advocacy, dissemination and communication of the BR process and results at the national and sub-national levels. Such a degree of dissemination will not happen automatically but requires a level of country ownership that can only be achieved by the individual countries.

### Coordination at national and regional levels

#### **Peer to peer learning:**

AUC and AUDA-NEPAD could consider enhancing and encouraging regular peer-to-peer learning sessions for countries at the regional and continental levels. This would harness learning from countries that are faring better than others at various aspects of domestication and implementation of continental, regional and national strategies, including coordination.

<sup>19</sup> AFRICAN UNION (au.int) (African Union, 2017, Progress Report on the Implementation of Agenda 2063 First Ten-Year Implementation Plan, African Union, p. 2)

## Annex

### Stakeholder map – List of Acronyms

<b>AfDB Data</b>	African Development Bank African Development Bank
<b>AfriStat</b>	Economic and Statistical Observatory of Sub-Saharan Africa
<b>AGRA</b>	Sustainability Growing Africa's Food Systems
<b>AGRODEP Modelling Consortium</b>	African Growth and Development Policy Modelling Consortium
<b>Akademiya2063</b>	Akademiya2063
<b>APHLIS</b>	African Postharvest Losses Information System
<b>ASPIRE Database</b>	Atlas of Social Protection Indicators of Resilience and Equity Database
<b>AUC</b>	African Union Commission
<b>AUDA-NEPAD</b>	African Union Development Agency NEPAD
<b>CAADP</b>	Comprehensive Africa Agriculture Development Programme
<b>CNC CAADP</b>	Non-state Actors Coalition CAADP
<b>COMESA</b>	Common Market for Eastern and Southern Africa
<b>CORAF</b>	West and Central African Council for Agricultural Research and Development
<b>Country-level SAKSS</b>	Country-level Strategic Analysis and Knowledge Support System
<b>EAC</b>	East African Community
<b>EAFF</b>	East African Farmers Federation
<b>ECCAS</b>	Economic Community of Central African States
<b>ECOWAS</b>	Economic Community of West African States
<b>EU Commission for Agriculture</b>	European Union Commission for Agriculture
<b>FAA</b>	Food Action Alliance
<b>FAOStat</b>	Food and Agriculture Organization Statistics
<b>HAPA</b>	Hub For Agricultural Policy Action
<b>IFAD</b>	International Fund for Agriculture Development
<b>IFPRI</b>	International Food Policy Research Institute
<b>IITA</b>	International Institute for Tropical Agriculture
<b>ILOStat</b>	International Labour Organization Statistics
<b>ILRI</b>	International Livestock Research Institute
<b>IWMI</b>	International Water Management Institute
<b>MaMo</b>	Malabo Montpellier
<b>NEPAD</b>	New Partnership for Africa's Development
<b>NPCA</b>	NEPAD Planning and Coordinating Agency
<b>PAFO</b>	Pan African Farmer Organisation
<b>PIATA</b>	Partnership for Inclusive Agricultural Transformation in Africa
<b>Policy LINK (Africa Lead II)</b>	USAID Policy LINK (Africa Lead II)

<b>ReNAPRI</b>	Regional Network of Agricultural Policy Research Institutes
<b>ReSAKSS</b>	Regional Strategic Analysis and Knowledge Support System
<b>ReSAKSS-AW</b>	Regional Strategic Analysis and Knowledge Support System, Africa Wide
<b>ReSAKSS-ECA</b>	Regional Strategic Analysis and Knowledge Support System, East and Central Africa
<b>ReSAKSS-SA</b>	Regional Strategic Analysis and Knowledge Support System, Southern Africa
<b>ReSAKSS-WA</b>	Regional Strategic Analysis and Knowledge Support System, West Africa
<b>ROPPA</b>	Reseau des Organisations paysannes et des Producteurs Agricoles de l'Afrique de l'ouest [West African Network of Farmers' Organizations and Agricultural Producers]
<b>SACAU</b>	Southern African Confederation of Agricultural Unions
<b>SADC</b>	Southern African Development Community
<b>TerrAfrica</b>	TerrAfrica
<b>UMA</b>	Union du Maghreb Arabe [Arab Maghreb Union]
<b>UNECAStat</b>	United Nations Economic Commission for Africa Statistics
<b>UNFSS</b>	United Nations Food System Summit
<b>UNIDOStat</b>	United Nations Industrial Development Organization Statistics
<b>WDI</b>	World Development Indicators
<b>WFP</b>	World Food Programme
<b>WB</b>	World Bank
<b>ZEF</b>	Centre for Development Research, University of Bonn